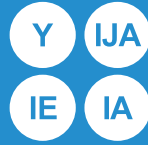




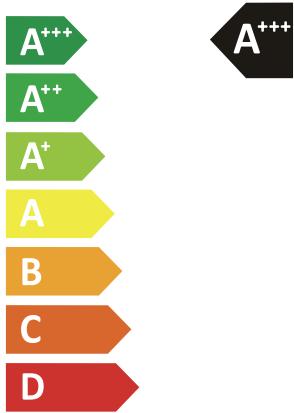
ENERG
енергия · ενεργεια



BOSCH

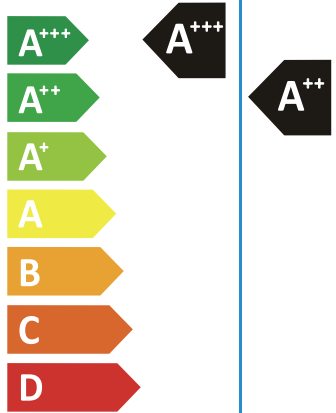
Model ASI09DW41
ASO09DW41

SEER



kW 2,6
SEER 8,8
kWh/annum 103

SCOP



kW	2,7	2,4	X
SCOP	6,0	4,6	X
kWh/annum	630	730	X

54dB

58dB

